

































Copy the 10 dot ten frames onto coloured card, use a different colour for the blank ten frames and the ten frame cards 1-9. You will need multiple copies of the blank and ten dot ten frame cards



















A large grid consisting of 10 rows and 5 columns of empty square boxes. On the left side of the grid, there are three pairs of scissors icons, one pair positioned between the first and second rows, one between the fourth and fifth rows, and one between the seventh and eighth rows. This indicates that the grid should be cut along these horizontal lines to separate the rows.




You will need around 4 copies of this page

					
					
✂					
					
✂					
					
✂					
					

You will need around 4 copies of this page

					
✂					
✂					
✂					

You will need 1 copy of this page.

				
✂				
✂				
✂	